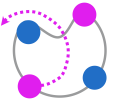
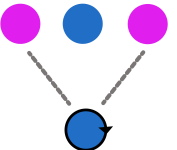
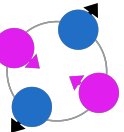
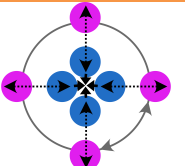

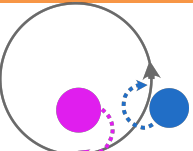


Clare Orange and Green Set

Structure & Memory Aids

#Fig – Memory Aid	Step	Intro	Figure	Finish
1 Pass Through – Chain & Contrary 	Reels		A. Tops A&R crossed hands 1x B. Tops pass through C. Tops A&R 1x from other side D. Tops pass back home E. Top ladies chain & dance back F. Tops turn left, sides right in 2 circles G. Contrary: Both <u>circles</u> dance clockwise half way, back with top gents forming an <u>arch</u> with their left arms, top ladies dance below, top gents turn to keep watching the lady; <u>Tops dance house around sides</u> on the left H. Tops repeat A-G I. Sides dance A-G twice; G with tops on the left	
2 Back to Back & Swinging Three 	Jigs		A. All back to back 2x B. All swing C. 1st top gent shows the lady, placing her on the left of opp. gent D. While the three dancers swing in Little Xmas, top gent dances back to home position, turning clockwise 3x E. The three stay in place, while top gent advances first to opp. lady & bow, retire, advance to own lady & bow, retire, while the three advance to him F. Both tops swing in Little Xmas G. Contrary H. All repeat A-G, first with <u>2nd top gent</u> leading, then <u>1st side gent on the left</u> , finally <u>2nd side gent</u> ; when side gents are leading sides turn to tops on the left	
3 Pass Through & Tilly 	Reels		A. Tops pass through & back B. Top ladies chain C. Tops pass through again & back, turning to the couple on the left to form 2 circles; Tilly: ladies facing in, <u>gents facing out</u> D. Both circles dance clockwise half way, back with top gents raising right arms over own heads while turning anticlockwise into the circle with crossed hands E. Both circles stay in place, dance it out, gents change hands F. Contrary G. Sides repeat A-F, turning to tops on the left for Tilly and Contrary	
4 Stars & Turn Lady 4x 	Polka	<ul style="list-style-type: none"> •All lead around & turn the lady •All swing 	A. All ladies right hand star, left hand back, while gents dance 1 position to the right & back, then each couple joins raised right hands, turning around each other, with gents join in the center into left hand star C. All couples dance in & out D. Gents lead around keep holding left hand star, while turning ladies 1x to next positions until home position E. Contrary F. All repeat <u>Intro</u> and A-E, <u>sides</u> turning to tops on the left for Contrary (E)	
5 Gallop 	Jigs	<ul style="list-style-type: none"> •All house •All swing 	A. Tops gallop, sides gallop, tops back, sides back B. Top ladies chain, side ladies chain; top ladies dance back home, side ladies following C. All repeat A+B D. Contrary E. All house & swing (<u>Intro</u>) F. All repeat A-D with sides leading	All house
6 Circle – In & Out 	Reels	<ul style="list-style-type: none"> •All circle A&R 2x •All swing 	A. All couples in waltz hold dance in & out 2x B. All gents dance outside to the next position on the right turning clockwise 2x, while ladies dance into the center turning clockwise 1x C. All repeat A+B until own partner is back D. All swing own partner E. All repeat A-D with ladies dancing outside to the left turning anticlockwise 2x, and gents turning into the center clockwise 1x	<ul style="list-style-type: none"> •All circle A&R 2x •House