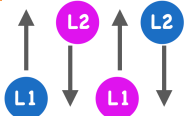

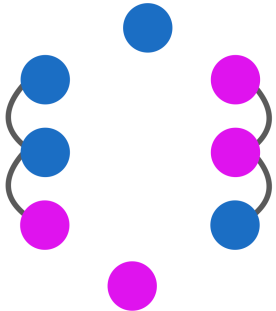

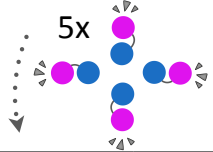



# Cashel Set

## Structure & Memory Aids

#Fig – Memory Aid	Step	Intro	Figure
1	Pass Through		
		<p><b>A.</b> Tops house around each other <b>B.</b> Tops pass through, turn over right sh &amp; pass back <b>C.</b> All partners right hand in right in front, advance &amp; retire 2x; all ladies to the right <b>D.</b> All swing <b>E.</b> All circle advance &amp; retire 2x; all ladies back home <b>F.</b> All Swing <b>G.</b> Tops repeat A+B <b>H.</b> All repeat C - F <b>I.</b> Sides dance A-C with all ladies to the left at C <b>K.</b> All repeat D - F <b>L.</b> Sides repeat I <b>M.</b> All repeat D - F</p>	
	Line of Twos		
2			<p><b>A.</b> Tops house around each other <b>B.</b> Tops right hand in right advance &amp; retire 1x, ladies dance across to opposite gents, swing for one turn <b>C.</b> Tops in waist hold lead around one full turn back to place, while ladies hold right hands in the centre <b>D.</b> Tops swing <b>E.</b> Tops repeat A-D <b>F.</b> Sides repeat A-D 2x</p>
	Lines of Threes		
3		Polka	<p><b>A.</b> Tops house around each other <b>B.</b> Top ladies chain right hand in right, one turn around opposite gent left arm in left; chain back right h in right in the centre; both ladies turn once left arm in left around own gents, with top lady staying at home, while second top lady and first top gent dance into the center <b>C.</b> First top gent and second top lady swing (8 bars) and split to the middle of the couples on the left (seen from home positions) joining into lines of three with hands in the back <b>D.</b> First top lady + second top gent advance &amp; retire, advance, bow &amp; retire <b>E.</b> Both lines of threes in side positions A&amp;R 2x; top gent &amp; top lady dances home <b>F.</b> All swing <b>G.</b> Tops repeat A-F with 2nd top gent + 1st top lady swing in centre <b>H.</b> Sides repeat A-F with first side gent on the left and second side lady swinging first and splitting to couples on the left, forming lines of threes in top positions</p>
	Cashel Hop		
4		Horn pipe	<p><b>A.</b> Tops dance half house to opposite, double back home; top gents dance to opp. lady, passing opp. gent in the center left shoulder to left; tops clap hands 3x, stamp feet 4x <b>B.</b> Top gents repeat A with opposite lady, then with own, with opposite, finally with own lady <b>C.</b> Sides repeat A-B <b>D.</b> Tops repeat A-B <b>E.</b> Sides repeat A-B</p>
	Long Lead Around		
5		Polka	<p><b>All</b> lead around, left hands in front, right hands on lady's waist; <u>dancing on the spot</u> at each position</p> <p><b>A.</b> Tops house <b>B.</b> Tops slide in &amp; out, half house to opposite, slide in &amp; out, half house home <b>C.</b> Tops house <b>D.</b> Top ladies chain, when returning to own gent both take left hands, gents dance half turn anticlockwise to join right hands in lead around position <b>E.</b> All dance <u>Intro</u> <b>F.</b> Sides repeat A-D <b>G.</b> All dance <u>Intro</u> <b>H.</b> Tops repeat A-D <b>I.</b> All dance <u>Intro</u> <b>K.</b> Sides repeat A-D <b>L.</b> All dance <u>Intro</u> <b>M.</b> All <u>circle</u> A&amp;R 2x to finish</p>
	Catch the Bus		
6			
			<p><b>All</b></p> <ul style="list-style-type: none"> <li>▸ circle A&amp;R 2x</li> <li>▸ swing</li> </ul> <p><b>A.</b> All gents dance into center, turn into lead around position, while all ladies dance to next gent on the right; all lead around <b>B.</b> All repeat <u>Intro + A</u> until own partner is back <b>C.</b> All lead around with own partner <b>D.</b> All swing to finish</p>